

**PHILIPS**

Emergency Care  
Professional

Tempus ALS - US



**Time  
for Tempus**



# It is time for a solution designed for the military

When military medics are on the frontline, every second counts. Field care can be unpredictable, so Philips EMS solutions, like the Tempus ALS, are built to endure the toughest conditions, just like the medics who use them.

Traditional medical equipment can be bulky, easily damaged, and often lacks modern data and security features. It's time for a solution that helps improve, not inhibit, critical support in the field.

The Philips Tempus ALS monitor/defibrillator solution is compact, rugged, and highly connected, allowing medics to focus on saving lives, not managing equipment.

## EMS challenges today



### **Durability**

Need to have a rugged and easy to maintain solution for austere and hostile environments.



### **Documentation**

Patient data collection across all roles can be inaccurate and documented only post-event.



### **Reliability**

Need for long battery life and water/dust protection for field deployments.



### **Security**

Need to securely capture and transfer patient information in hostile environments.



### **Clinical decision making**

A lot to do on-scene with limited time/capacity to deliver optimal care and complete records.



### **Interoperability**

Need to have standardization of equipment for patient handover.



### **Data and Connectivity**

Unreliable data transmission and communications.





## What makes Tempus so advanced?

The Philips Tempus ALS is an advanced monitor/defibrillator solution that is designed to offer flexibility and enable users to gather rich patient data, which can be shared in real-time with remote support teams.<sup>1</sup>

Designed to empower medics to focus on the patient and not be distracted or burdened by their equipment, the modular Tempus ALS system is comprised of a Tempus Pro monitor and a Tempus LS-Manual professional defibrillator.<sup>2</sup>

Data sharing and collaboration with automatic, real-time connections and post-event review via IntelliSpace Corsium.

### Flexibility



### Reliability



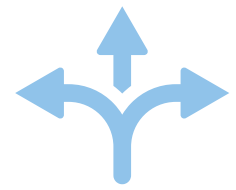
### Connectivity







# Time for flexibility



Imagine not having to carry a 20+ lbs. monitor to scene. With Tempus ALS you don't need to. The Tempus Pro monitor can be carried on a shoulder strap, while the Tempus LS-Manual is small and light enough to be stored in a medic grab bag. This helps reduce potential risks associated with carrying bulky equipment to field and keep critical life-saving equipment protected and accessible.

In use, the Tempus ALS' dual-screens allow for greater visibility. In mass casualties, you can use both Tempus Pro and Tempus LS-Manual to monitor two different patients.

## Why struggle with heavy equipment when 7 lbs. is all you need to carry?

### **7 lbs.**

Tempus Pro monitor is so small and light it be easily carried on a shoulder strap.<sup>3</sup>

### **4.3 lbs.**


Tempus LS-Manual defibrillator is small enough to live in a paramedic grab bag and ready to use.

### **2 as 1**

Tempus modular solution allows for monitoring two patients at the same time.



# Time for reliability



The Tempus Pro is IP66 rated and tested to tough military standards. The Tempus Pro Li-ion battery allows at least 10 hours and 45 minutes of use with the display brightness at 60%. Rated at IP66, you can take it where you need it. And with both wired and wireless connections (Cat5, Wi-Fi, 4G and Bluetooth), you can count on secure, real-time data transmission even when communications are poor.<sup>4</sup>

The Tempus Pro also features a tactical switch for easy access to alarm silencing, brightness adjustment, or night vision mode, allowing you to go silent.

An optional plug-in transducer (3.5 MHz for general purpose or 7.5 MHz for line placement or vascular exams) can extend the capabilities of the Tempus Pro platform to include ultrasound for basic field

assessment. An optional plug-in Karl Storz-C-MAC® video laryngoscope imager offers video laryngoscopy support during airway management. Disposable Macintosh and D-Blades allow visualization of laryngoscope images on the Tempus Pro display, capturing still images for transmission to the patient record. View vitals, including capnography and SpO<sub>2</sub>, while intubating the patient.

## Why stop and recharge when you can get a full-shift battery?

### 10.75 h

At least 10 hours 45 minutes Li Ion battery with default display brightness.<sup>5</sup>

### IP66

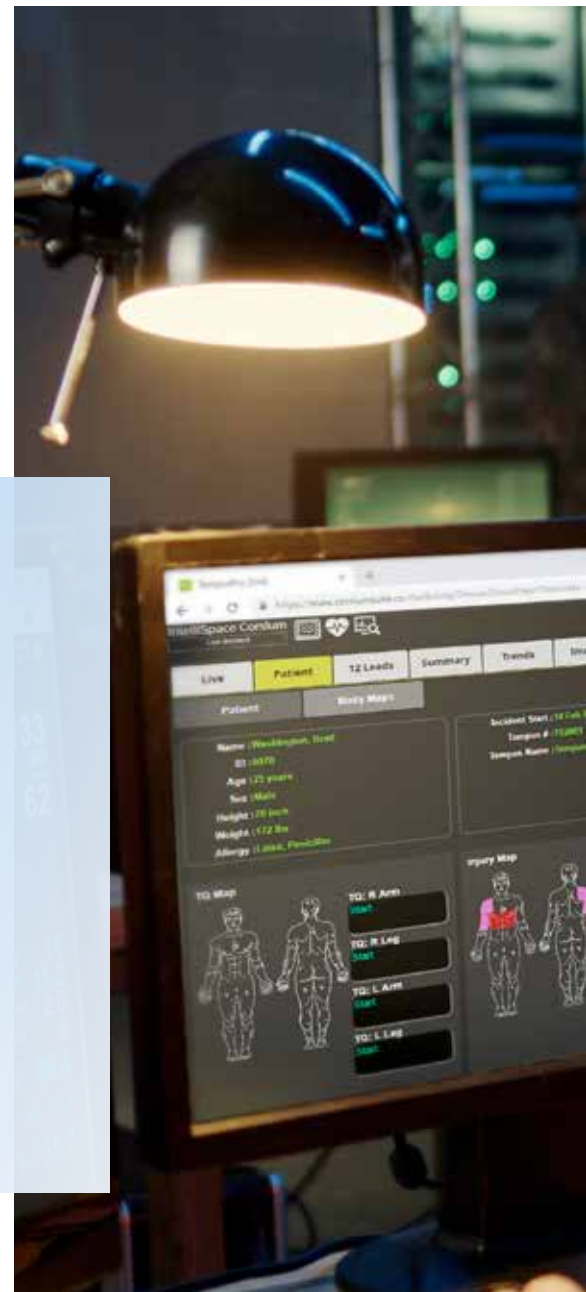
Best-in-class protection from water and/or dust.

### U/S, V/L


Plug-in ultrasound and video laryngoscopy.<sup>6</sup>

### Go silent

Tactical switch for easy access to alarm silencing, brightness or night vision mode.

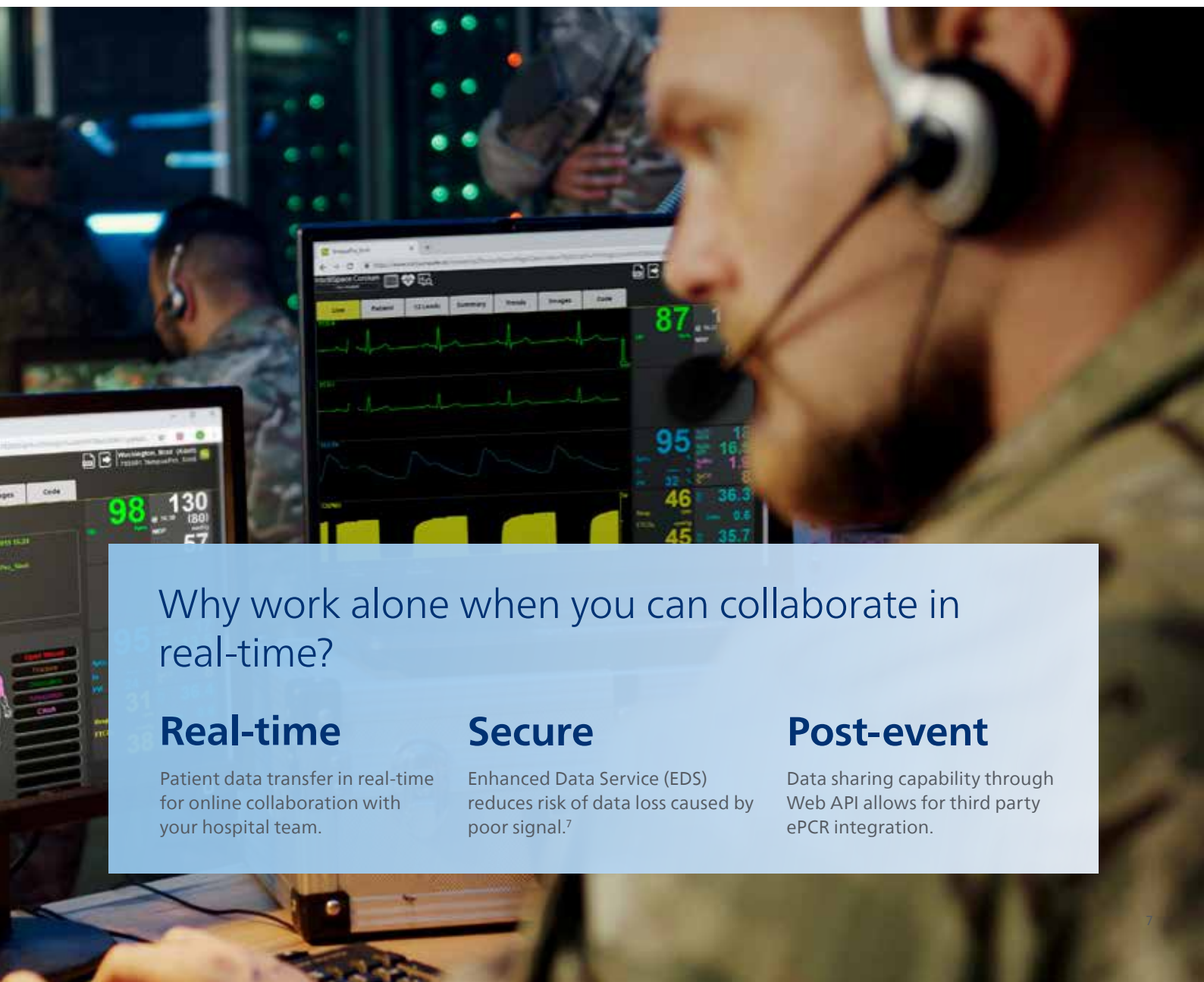


# Time for connectivity



Using exclusive data communication technologies, Tempus ALS allows for real-time streaming of vitals, waveforms and images to Philips IntelliSpace Corsium cloud-based solution.

Designed with powerful security protocols, Tempus ALS with IntelliSpace Corsium data management enables quick and efficient review of ECGs, resuscitation and patient vital signs. The next level of care can provide diagnosis, clinical decision support and transport instructions directly back to Tempus Pro.



## Why work alone when you can collaborate in real-time?

### Real-time

Patient data transfer in real-time for online collaboration with your hospital team.

### Secure

Enhanced Data Service (EDS) reduces risk of data loss caused by poor signal.<sup>7</sup>

### Post-event

Data sharing capability through Web API allows for third party ePCR integration.

# Time to demand more

## Tempus Pro monitor

### Compact and lightweight

Standalone size:  
263 mm (10.3") wide x 216 mm (8.5") high x 102 mm (3.9") deep

Standalone weight:  
6,393 lb nominal including battery,  
excluding IP module, accessories and printer  
7,055 lb (with printer)

### Color Display

Color 165 mm (6.5") 640x480 pixels,  
130 Klux daylight readable display

### On-Screen Trends & Events

Graphical and tabular format for all vital signs parameters. Summary record of care of drugs, fluids, therapies and interventions provided

### Enhanced Data Service (EDS)

EDS is a proprietary and secure data transfer protocol, which is unique to Tempus Pro.

It reduces risk of patient data loss caused by poor signal strength when transmitting data



### Advanced features

Integrated Camera and 110mm (4.3") thermal printer, tactical switch, plug-in Ultrasound and Video Laryngoscopy

### Long-life battery

At least 10 hours 45 minutes Li Ion battery with a display brightness at 60%<sup>5</sup>

### Mounting solutions

Docking and charging station compliant with ground and air (fixed and rotary wing) vehicles<sup>6</sup>



## IntelliSpace Corsium data management

**Web-based software platform** for data transfer and management.

**Real-time transmission** of rich patient and scene data, even under poor network conditions.





## Tempus LS-Manual defibrillator

### Compact and lightweight

Standalone size:  
200 mm (7.9") wide x 164 (6.5") high x 72 (2.8") deep  
(excluding rear clip)

Standalone weight:  
4,299 lb with battery (without accessories)

### Fully-featured

Manual, synchronized cardioversion, pacing and monitor mode.

### Easy to Use

Connects automatically and wirelessly to Tempus Pro Monitor when in use. All resuscitation data automatically flows into the SRoC

### Biphasic waveform

Trusted high performance BTE biphasic waveform

### Long-life battery

At least 300 shocks at 200J from a fully charged battery or >12 hours ECG monitoring from a fully charged battery

### Mounting solution

Docking and charging station for all types of vehicles<sup>6</sup>

**Online collaboration** enables quick and efficient review of ECGs, resuscitation and patient vital signs.

The next level of care can provide diagnosis, clinical decision support and transport instructions directly back to Tempus Pro.

**A secure web browser** allows medical personnel to view live patient data on a web-enabled device.

This means that remote medical support can be provided when patients are being seen, treated and transported.

**Centralized** device and user management.

Data sharing capability through **Web API** allows Third party ePCR companies to integrate with IntelliSpace Corsium.

**Support Centre** accounts that allow separate account management for support centers.





# Time to improve care management



## Improved patient experience

Patients receive informed and timely treatment and if necessary, they are transported by medical teams using a real-time view of their condition.

This ensures patients are conveyed directly to the most appropriate next level of care, with visibility of their vital signs throughout the care pathway.



## Better health outcomes

Clinical decisions are based on a real-time view of patient condition. This enables early diagnosis, treatment and transport decisions.

Patients can be seen, referred or treated by the most appropriate care provider to support optimal health outcomes.



## Improved staff experience

A modular approach offers significant manual handling and ergonomic advantages for front line staff.

Once on scene, they are empowered to have even more confidence in their decision making and focus on the care they are giving, not burdened or distracted by equipment they use.



## Lower cost of care

Using real-time data, appropriate treatment and transport decisions can be made.

This enables the right resources in place to receive and treat the patient. This could lower the overall cost of care.

1. Depending on network availability there may be a 2-3 second delay between display of the data on the Tempus Pro and display of the same data on IntelliSpace Corsium
2. Tempus LS is not approved for commercial distribution in the US. Tempus LS-Manual is 510(k) cleared and available for sale in the US
3. Tempus Pro standalone weight: 2.9 kg (6.4 lbs.) nominal including battery, excluding IP module, accessories and printer. Tempus LS standalone weight: 1.95 kg (4.3 lbs.) with battery (without accessories)
4. Limitations apply and contract required with relevant service provider
5. Display brightness at 60%, ECG, SpO2, EtCO2, IP x 2, temp x 2 and NIBP every 15 minutes
6. Optional, additional feature
7. Reliable data transmission (EDS) is streamed automatically during the initial assessment and transport of the patient using Enhanced Data Service (EDS) protocol. EDS is designed to ensure effective data transfer even when the underlying connectivity is poor or of low bandwidth

